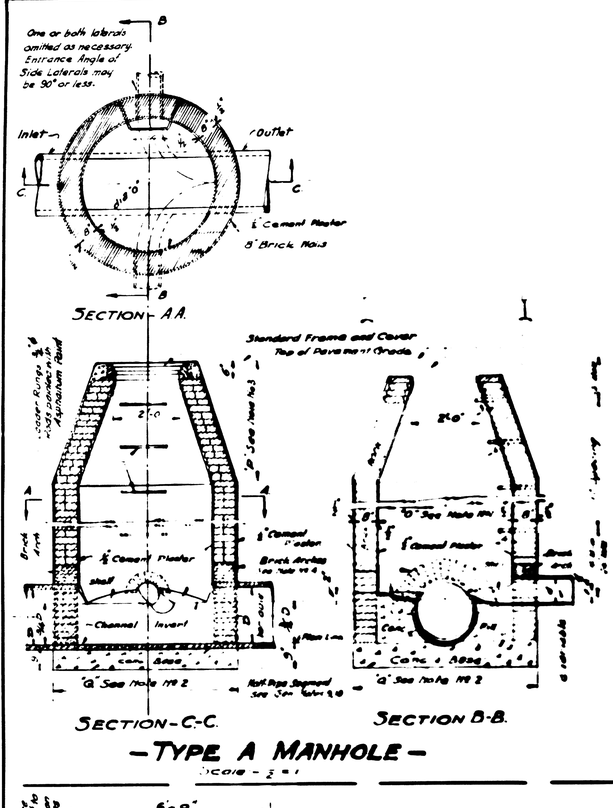


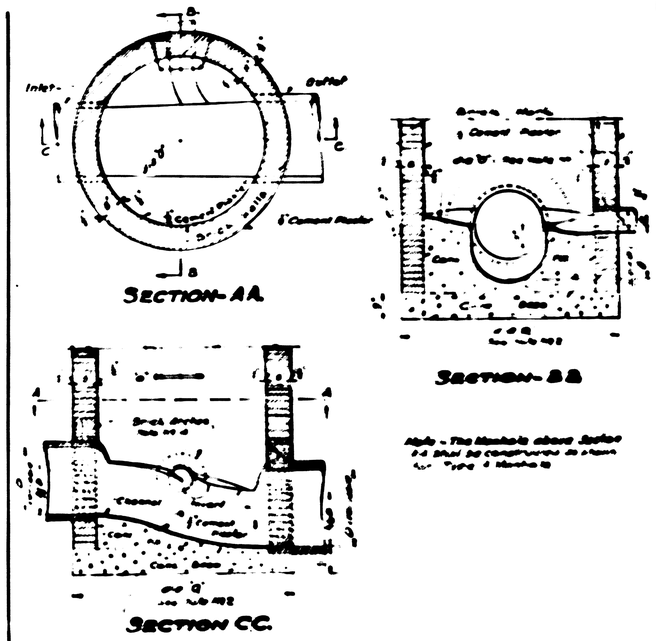


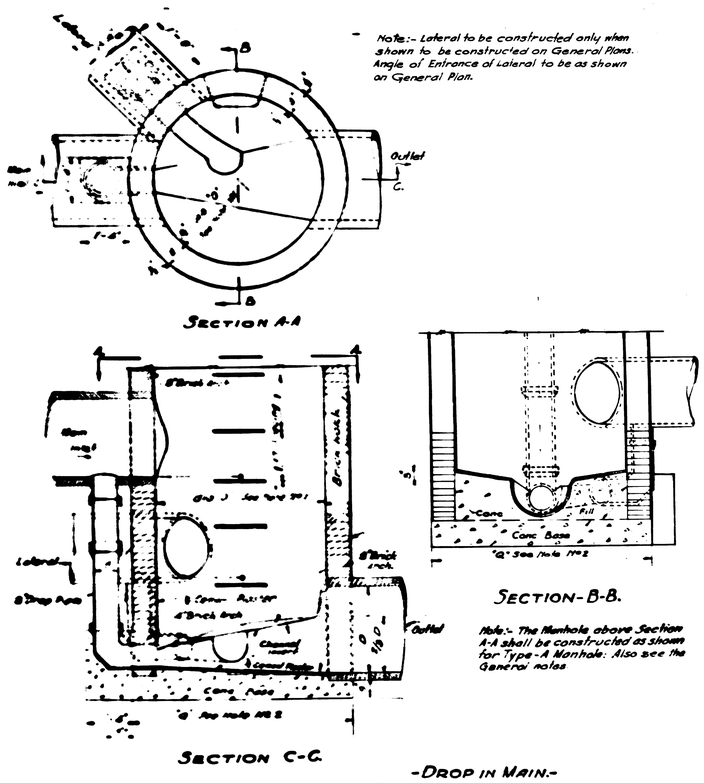


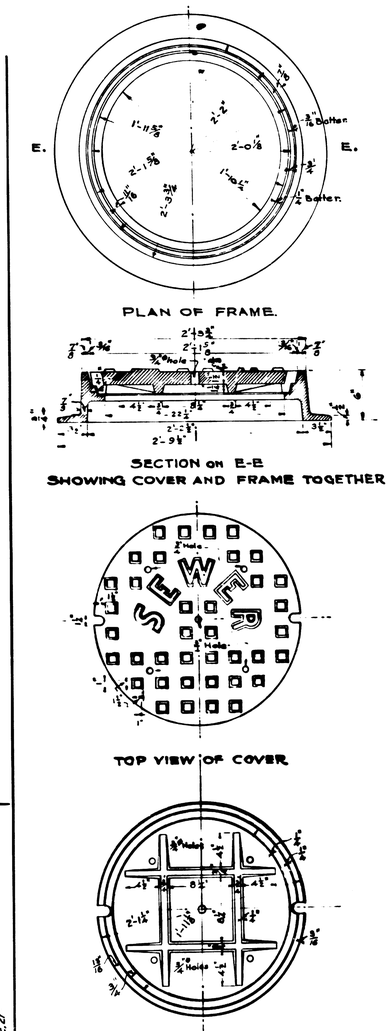


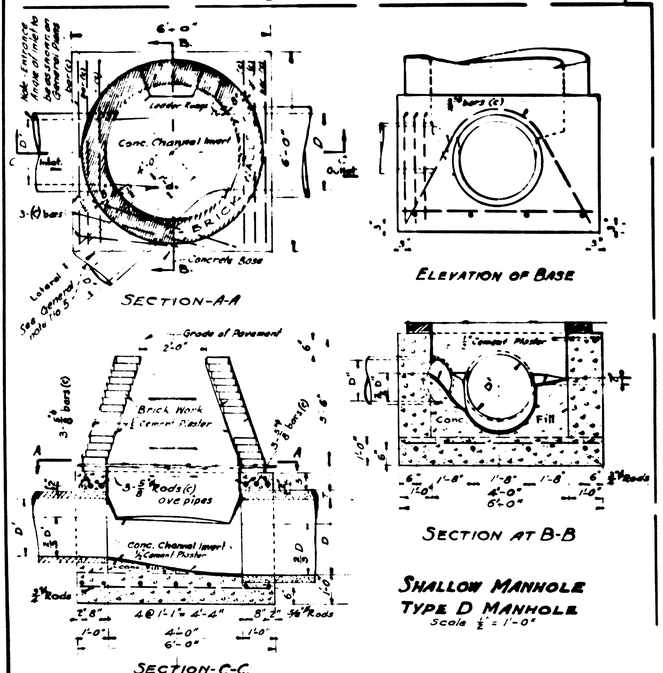


## -GENERAL NOTES-

1- "D" equals 4'-0" for pipes 18" or less in diameter
"D" equals 5'-0" for pipes exceeding 18" diameter

2- "B" equals "D" plus 1'-6"

3- "D" equals 5'-6" minimum for Manholes of 4'-0" diameter
"D" equals 5'-8" minimum for Manholes of 5'-0" diameter

4- For pipes exceeding 12" diameter turn 8" brick of common brick work over pipe. For pipes 12" diameter or less turn 4" brick of common brick work over pipe. Pipes exceeding 12" diameter entering a manhole thru concrete walls shall be reinforced with 3/8" ϕ rods laid over the pipe as shown for "Type A" Manhole.

5- Where two sewer laterals enter the same manhole each inlet shall be built as shown for the single inlet. Entrance Angle of Laterals and Inlets shall be as shown on General Plans. Laterals shall be constructed or omitted as shown on General Plans.

6- All Manholes shall be plastered with ½" Cement Plaster on both the inside and the outside of the manhole.

7- The channel invert and shelf shall be built of concrete formed to the required shape and plastered with ½" Cement plaster, finished with a smooth hard troweled finish.
The Invert and Flow Line of the channel invert shall be as shown and shall join the inside circumference of the sewer pipes or other surfaces in flow, having depressions or ridges. There shall be no ridges or depressions in the surface of invert channel or shelf.

8- The ends of all sewer pipe that project into the manhole below a plane that is 4" above the top of the outlet pipe shall be cut off flush with the inner surface of the manhole. The edges of the Sewer Pipe above the Channel Invert shall be rounded or beveled inward and shall be smooth or plastered.

9- Where inlet pipe and outlet pipe have the same diameter and the grade of both pipes is the same the channel invert here the the manhole may be formed by embedding half circle pipe in concrete and finishing that part of the channel above half circle pipe with concrete as specified in notes No 7 and 8.

10- The channel invert of Type-A Manhole may be constructed of concrete as specified in notes 7 and 8 omitting the Half-Pipe Segments.

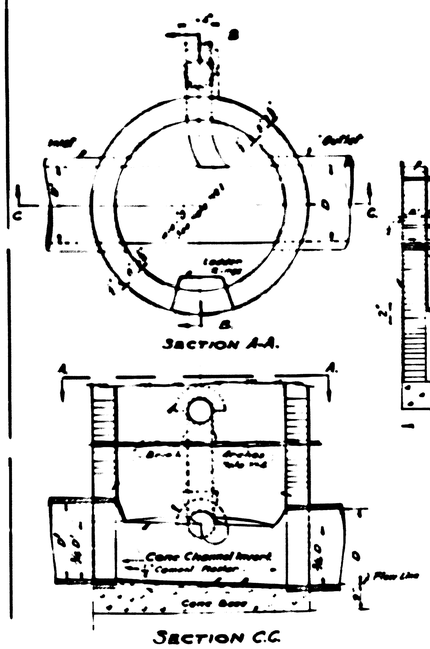


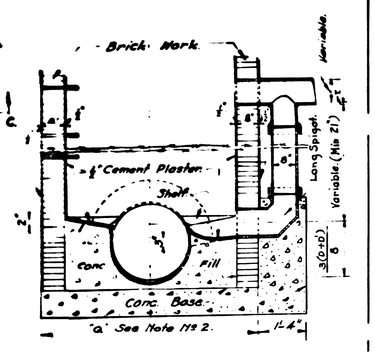


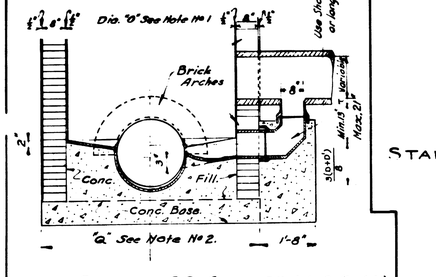


PLAN No 1984
INTERCEPTING
SANITARY SEWER MAINS
CITY OF SAN BERNARDINO, CALIF.
R.C.E. #3102
City Engineer.
2